



# INSTALLATION & OWNER'S MANUAL

THE EAGLE POWER II  $\diamond$  BATTERY BACK UP



Control Box



Battery Box

PHONE (818) 764-6690 / TOLL FREE (800) 708-8848



## PRE INSTALLATION INSTRUCTIONS



### CAUTION!

BEFORE PROCEEDING WITH INSTALLATION READ THIS MANUAL THOROUGHLY AND CAREFULLY FOLLOW ALL THE OPERATION INSTRUCTIONS.



### CAUTION

THE POWER II IS INTENDED FOR USE WITH ONE 1HP OPERATOR, OR TWO 1/2 HP OPERATORS INSTALLED ON ONE INDEPENDENT BREAKER. DO NOT INSTALL THE POWER II ON TWO OPERATORS THAT ARE ON SEPARATE INDEPENDENT BREAKERS.

The Eagle-Power II Battery Back up is designed to provide back up power to a gate operator when the main AC supply voltage is interrupted or disconnected. There are two operations to the Eagle-Power II. First, (and recommended) when experiencing a power failure the back-up system not only supplies continuous power to run the gate operator, but will supply all of the the AC accessories (i.e. Loop Detectors, MAG lock, Photo Eyes and Edge Sensors) with all the power required to keep their full functions uninterrupted. Secondly, in the occurrence of power failure the gate can be opened by the Power I "hold open" relay and left open until power is restored. However, with the availability of continuous power available to the operator, this would not be necessary unless desired.

Using the Power II battery back up system with its 115V continuous power, enables the gate operator and all of its safety features to continue to be UL 325 / 991 compliant.

**IMPORTANT:** THE PHONE SYSTEM TRANSFORMER SHOULD BE INSTALLED DIRECTLY TO THE OPERATOR OUTLETS AND NOT TO THE EAGLE POWER I UNIT.

**IMPORTANT:** MONTHLY TESTS MUST BE PERFORMED ON BATTERY.

## WARNING - HIGH VOLTAGE

ONLY A QUALIFIED TECHNICIAN SHOULD SERVICE THIS GATE OPERATOR

### BATTERY TEST LOG

BATTERY TEST DATES		OPERATOR SERVICES DATES	
/	/	/	/
/	/	/	/
/	/	/	/
/	/	/	/
/	/	/	/
/	/	/	/

## THE EAGLE POWER II INFORMATION & WARNINGS



The following items are included with the POWER II:

- (A) Power II Control Box
- (B) 1 - 75 AH Battery Box (in a second box)
- (C) 1 - N/O Relay Output
- (D) 2 - 3/4" Raintight Flexible Conduits
- (E) 2 - 3/4" Raintight Conduit Connectors
- (F) 1 - 12VDC Output (Optional)
- (G) 1 - Instruction Manual

Power II Approximate Dimensions: Control Box : 13 3/8" (h) x 18 5/8" (w) x 11" (d)  
Battery Box : 14 1/2" (h) x 12 1/2" (w) x 9" (d)

(SEE PAGE #6 FOR FURTHER MEASUREMENTS)

**The Eagle-Power II is a indoor & outdoor unit**



**CAUTION!**

THE POWER II IS DESIGNED TO PROVIDE POWER TO A GATE OPERATOR IN CASE OF A POWER FAILURE OR THE POWER IS SHUT OFF. THE OPERATOR CAN START UNEXPECTEDLY WHEN THE AC POWER IS NOT SUPPLIED. PRIOR TO THE SERVICING OF GATE OPERATOR, BE SURE TO DISCONNECT THE BATTERY PACK OR TURN THE POWER OFF



**CAUTION!**

THE POWER II PRODUCES LETHAL VOLTAGES. THE BATTERY CAN CARRY HAZARDOUS CURRENTS. THE ASPS SHOULD BE INSTALLED BY A QUALIFIED TECHNICIAN.



**CAUTION!**

**DO NOT SHORT THE BATTERY TERMINALS!**

# INSTALLATION OF THE EAGLE POWER-II



## EAGLE POWER-II

Eagle Operator

Gate Size

Cycles Per 12 Hour  
Period

Cycles Per 12 Hour  
Period With Extra  
Battery \*

E-POWER II ● E-POWER II ● E-POWER II	Eagle-2000-1HP	10'	80**	160
		15'	50**	100
		20'	30**	60
	Eagle-200-1HP		70**	140

\* An extra 70AH battery comes with separate mounting box and cables - Weight: 65 lbs

\*\* All ratings are for operators (including The Diamond Control Board) and three of the following accessories: Loop Detector, Receiver, MAG Lock, Phone System and Electric Eye. Additional accessories will reduce the amount of cycles. Testing was only performed on the above specified Eagle Operators. All cycle estimates are based on properly installed gates and operators.

## INSTALLATION OF THE EAGLE POWER-II



### CONNECTING THE AC LINE VOLTAGE:

Electrically, the Power II is wired in series with the incoming AC supply from the breaker box to the operator. The connector labeled "AC In" is connected to the main AC supply. The "AC Out" is connected to the operator.

Connect the incoming AC line to the **AC In** as follows:

L - AC Line In (Live): Black  
N - AC neutral (Common): White  
G - AC Ground (Earth): Green

Connect the outgoing AC line to the **AC Out** as follows:

L - AC Line Out: Black  
N - AC neutral: White  
G - AC Ground: Green

Refer to the installation manual provided with operator for the proper connections to the operator

### APPLYING THE POWER AND CONNECTING THE SYSTEM RELAY

With the power to the operator and breaker box turned off and all of the AC line connections are complete, install the provided relay. After 5 to 10 seconds the green inverter light will turn on. Then run the operator with the main breaker off to test the Power I. When testing is completed, turn on the breaker and the green inverter light will go off, then the charger green or yellow light will go on.

### FOR HOLD OPEN APPLICATION

Connect the two orange wires from the sub panel to the "exit open" on the operator. Using this connection will immediately open the gate upon power failure. The operator will resume normal operation when power is resumed.

**REMINDER:** There is a time delay of approximately 1-3 seconds between a power failure and the initial functioning of the Power II.

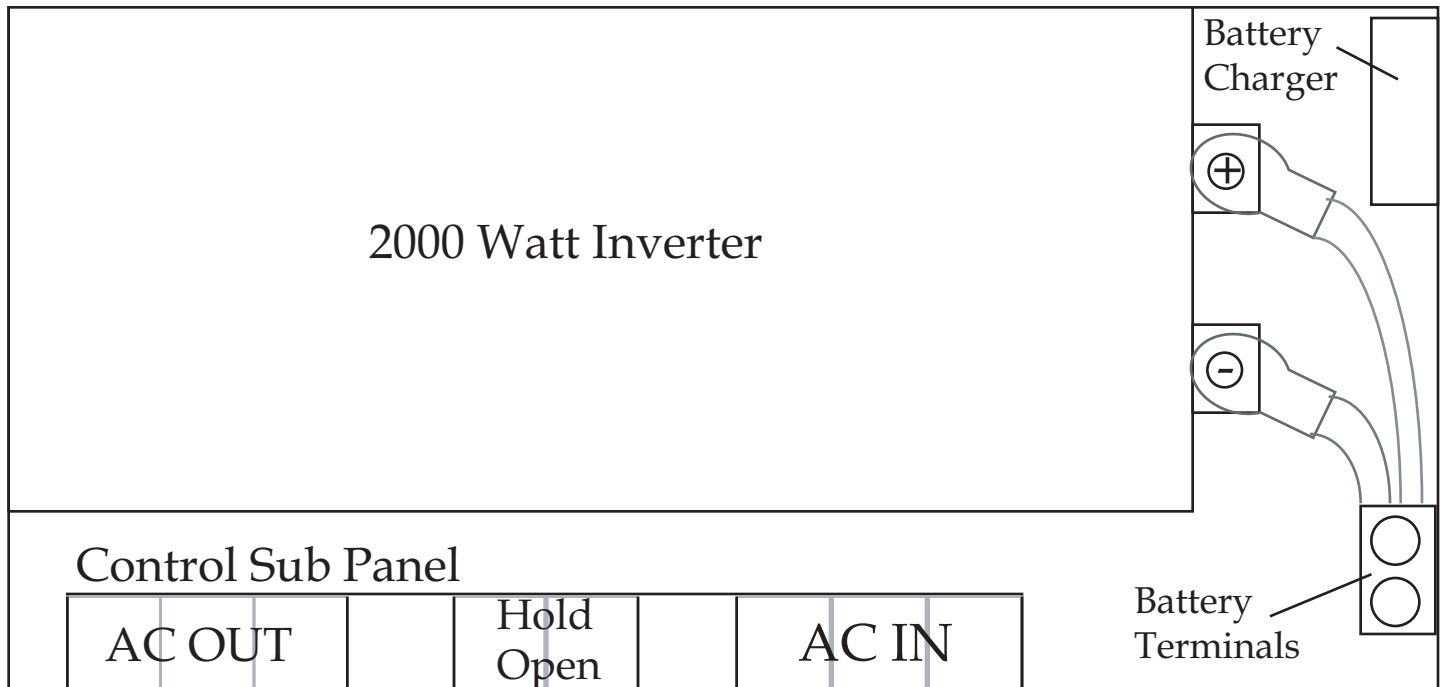
### IMPORTANT!

Eagle recommends surge protection be installed on the incoming 110 AC Line to the battery back-up unit.

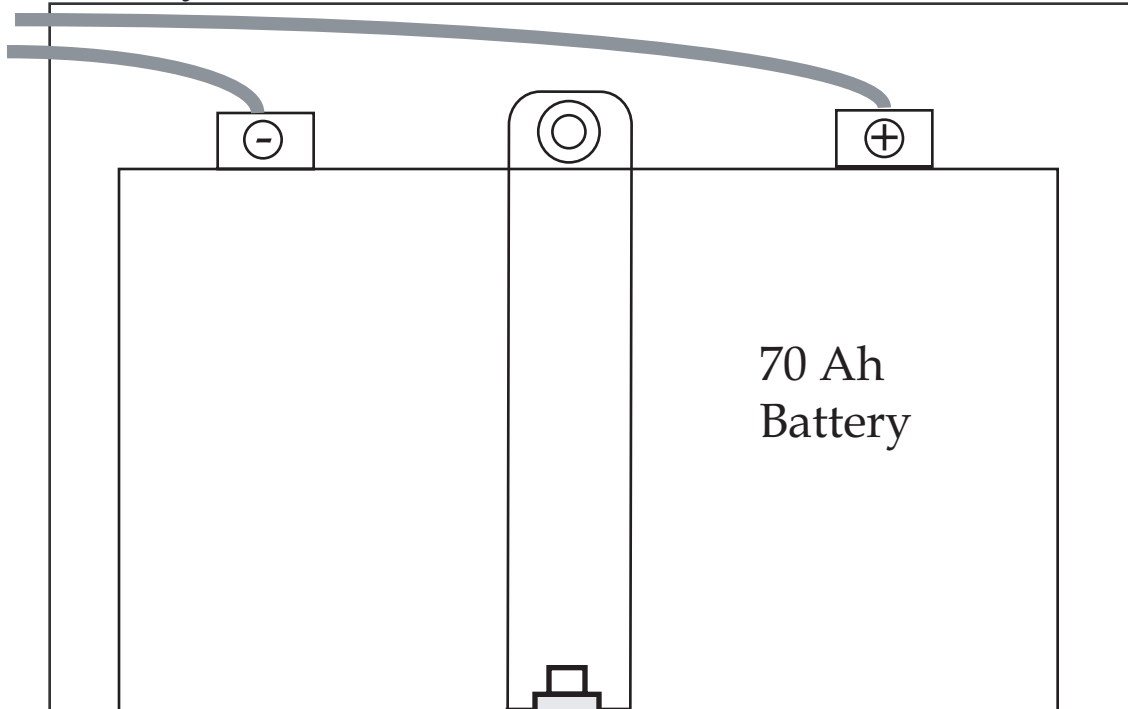


## INSIDE OF THE EAGLE POWER II

### Control Box

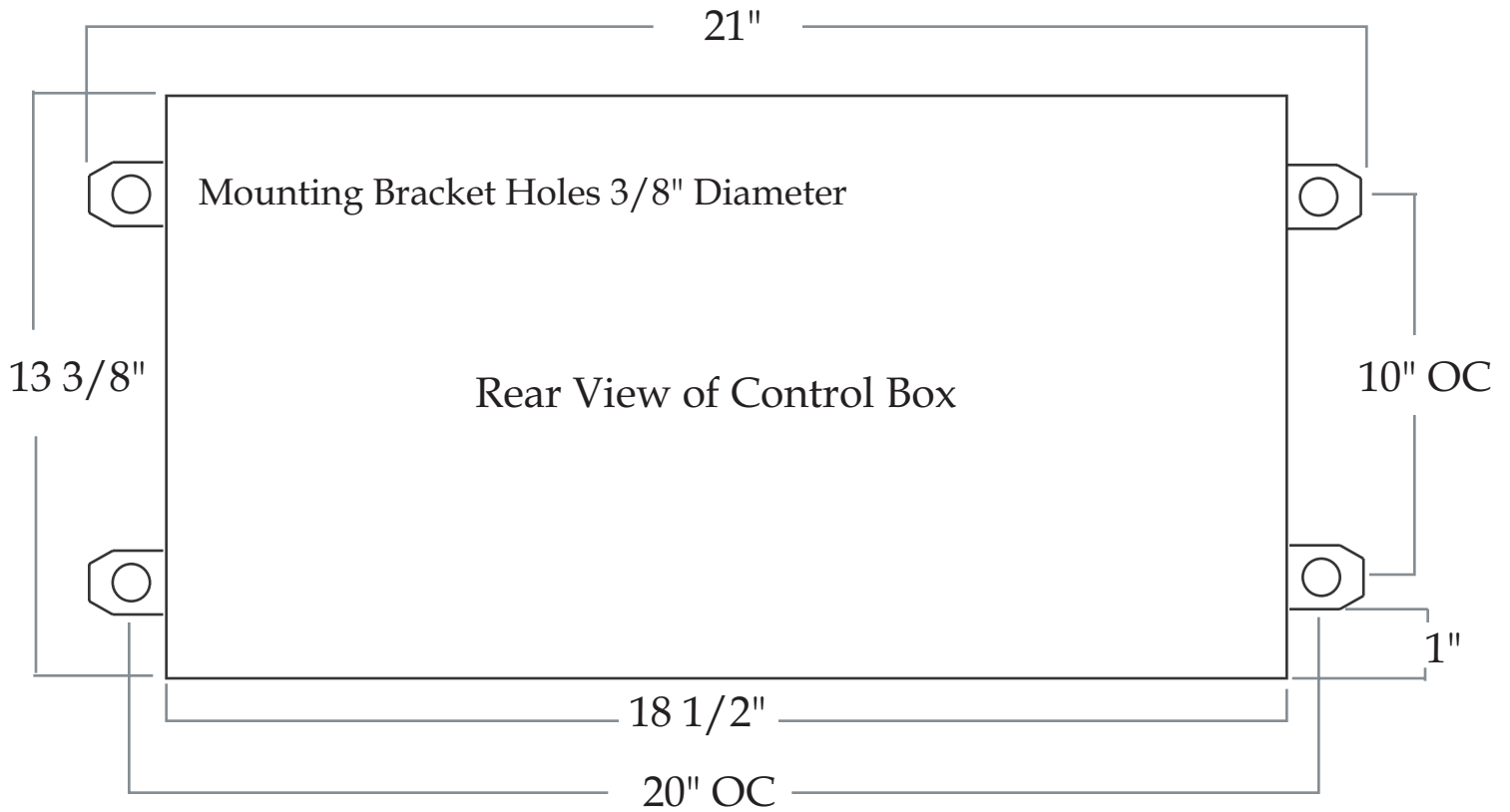


### Battery Box

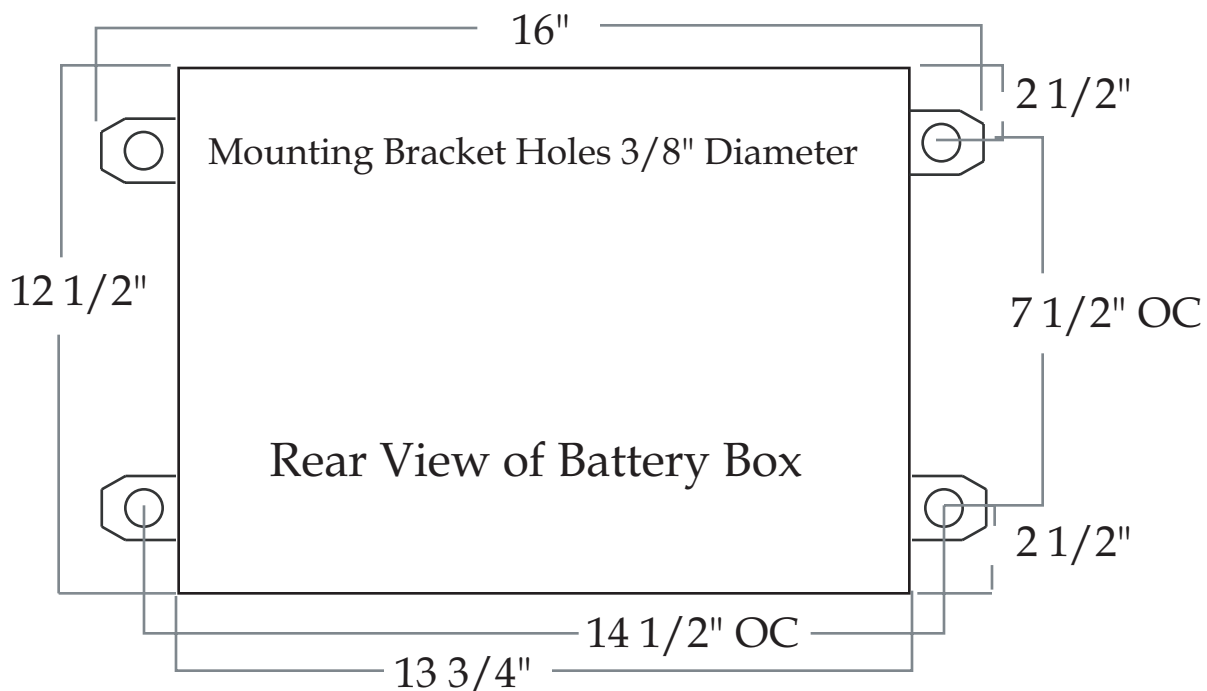




## MOUNTING THE EAGLE POWER I



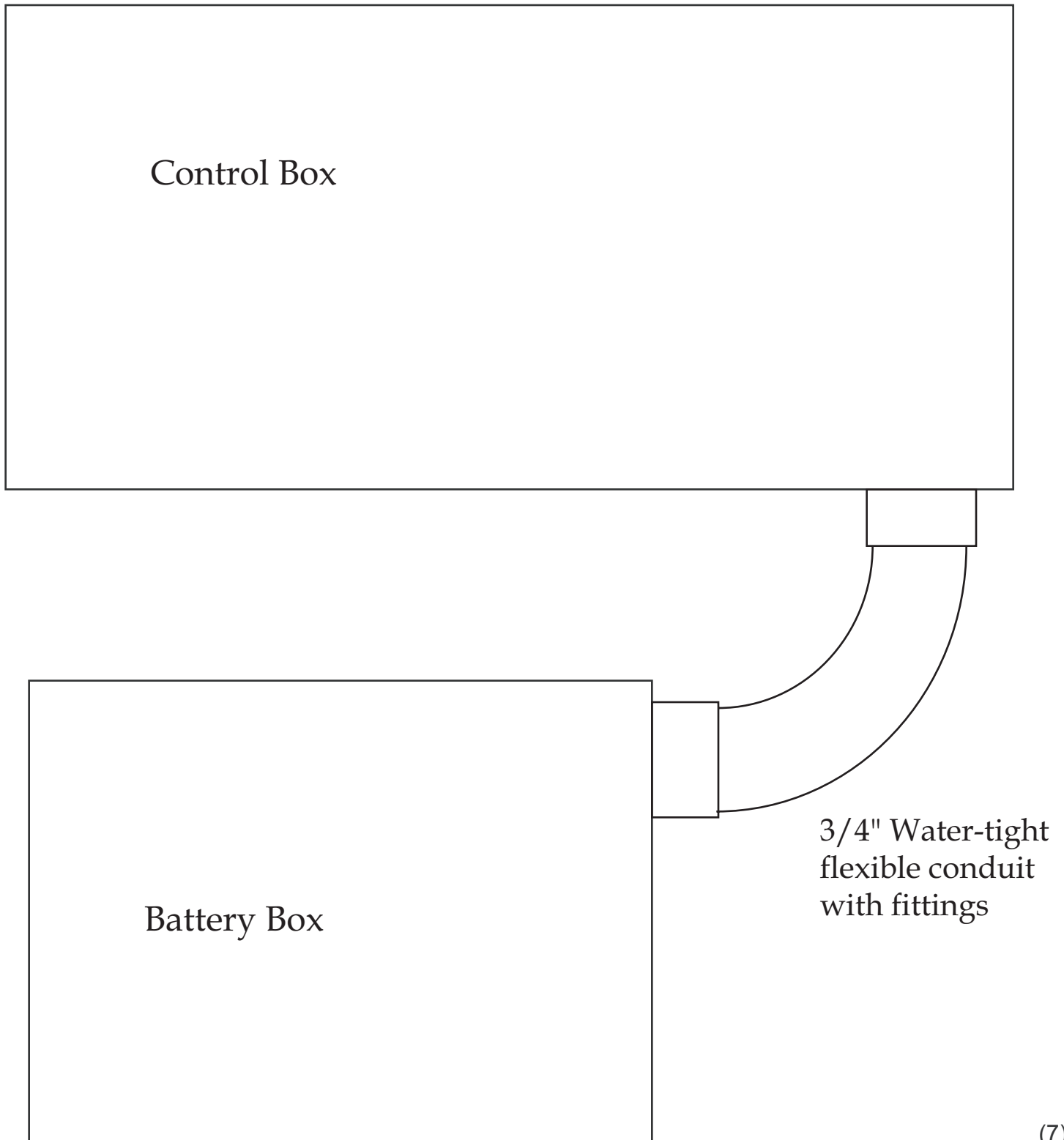
Drawings Not To Scale





## THE EAGLE POWER II

Recommended Installation with flex conduit







## SPECIFICATIONS & WARRANTY

### TECHNICAL SPECIFICATIONS

INPUT VOLTAGE:	105 - 125 VAC
BATTERY:	12VDC / 70AH
RECHARGE TIME:	8 HOURS
OUTPUT VOLTAGE:	115 VAC
OUTPUT FREQUENCY:	60 Hz
OUTPUT CURRENT:	15 AMPS
SURGE CURRENT:	30 AMPS
AC OUTPUT POWER:	2000 WATTS
SURGE POWER:	4000 WATTS
RELAY OUTPUTS:	10 AMPS



### CAUTION!

DO NOT EXCEED THE  
OUTPUT CAPACITY  
OF THE POWER II.  
CONNECTING A  
MOTOR LOAD LARGER  
THAN RECOMMENDED  
MAY DAMAGE THE  
POWER II AND VOID  
THE WARRANTY.

### MANUFACTURER'S LIMITED WARRANTY

Eagle Access Control Systems, Inc. warrants its Power II to be free from defect in material and workmanship for a period of one(1) year from the date of purchase for single family home or multi-family and commercial use. To obtain service contact your dealer.

To obtain service under this warranty the buyer must obtain authorization instructions for the return of any goods from Eagle before returning the goods. The goods must be returned with complete identification, with copy of proof-of-purchase, freight prepaid and in accordance with Eagle's instructions or they will not be accepted. In no event will Eagle be responsible for goods returned without proper authorization or identification.

Goods returned to Eagle for warranty repair within the warranty period, which upon receipt by Eagle are confirmed to be defective and covered by this limited warranty, will be repaired or replaced at Eagle's sole option, at no cost and returned prepaid. Defective parts will be repaired or replaced with new or factory rebuilt parts Eagle's sole option.

This limited warranty does not cover non-defect damage, damage caused by unreasonable use, damage caused by improper installation or care, vandalism, or lightning, fire or excessive heat or other acts of God (including, but not limited to misuse, abuse or alterations, failure to provide reasonable and necessary maintenance), labor charges for dismantling or reinstalling a repaired or replaced unit, or replacement batteries.

These warranties are in lieu of all other warranties, either expressed or implied. All implied warranties of merchantability and/or a particular purpose are hereby disclaimed and excluded. Under no circumstances shall Eagle be liable for consequential, incidental or special damages arising in connection with the use or inability to use this product. In no event shall Eagle's liability for breach of warranty, breach of contract, negligence or strict liability exceed the cost of this product hereby. No person is authorized to assume for Eagle any other liability in connection with the sale of this product.

For Further Information: Phone (800) 708-8848 / Fax (818) 764-6869